

PROJ-FL74-P-200W



Source	LED
Connection	Wire
Gr. Power	200W ±5%
Input Voltage	AC100-240V
Driver	Sosen
Control (standard)	Not dim.
Dimming option	
Beam Angle (°)	100*120/90*60 tilt 38
CCT (Kelvins)	3000°K; 4000°K; 5000°K
Lumens	36000
Luminaire efficiency	180Lm/W
CRI (standard)	>70Ra
for option	>80Ra
Fixture Color	Grey
Cover	Clear
Dimensions	456*390*55
Protection Rating	IP66/IK08/10KV SP
Electrical Class	Class I
Lifetime	L80-87500 L70-138000
Warranty	5 Years

Standard Packing Details

Unit Volum (CBM)	0,01889
Unit GW (kg)	5,8
Qty per carton	1

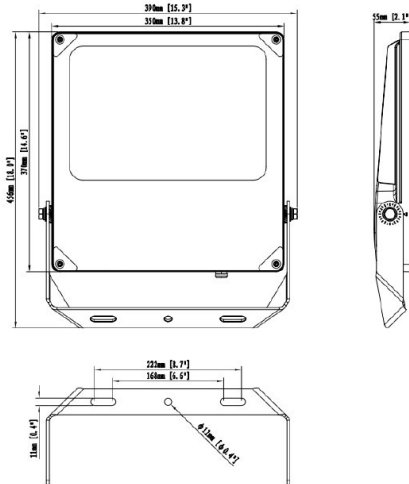
Other

Option: Pole mounting bracket; Photocell control; Dotted Lens

Flood light

PROJ-FL74-P-200W

Sizes drawing

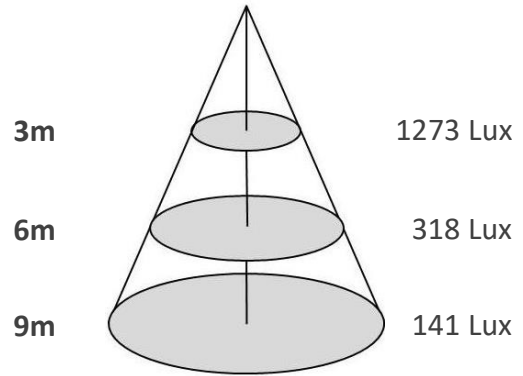


PROJ-FL74-P-200W.drw

in mm

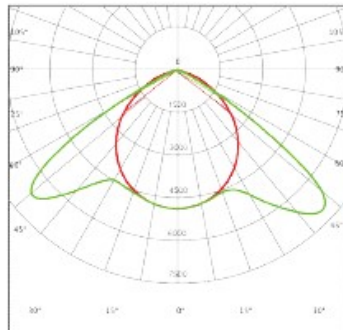
Illumination Diagram

36000Lm with 110° beam

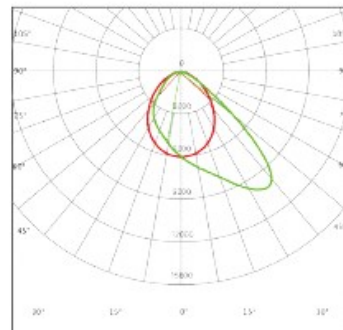


PROJ-FL74-P-200W.lux

Photometry



100X120°



90x60° tilt38°

Mounting Options



Bracket mounting



Pole mounting